



# OSOYOOS CURLING CLUB EMERGENCY ACTION PLAN

## IMPORTANT INFORMATION – READ CAREFULLY

**MUSTER POINT:** Is a designated place where people have been told to wait after evacuating a building in the event of a fire or other emergency.

### IF YOU DISCOVER A FIRE:

1. Activate the nearest RED pull station IMMEDIATELY.
2. Dial 911 and inform them of a fire.
3. Notify others around you and tell them to exit the building.
4. EXIT the building by the nearest safe exit. CLOSE OPEN doors you find on the way to the exit.

### AT THE SOUND OF A FIRE ALARM:

1. EXIT the building by the nearest safe exit.
2. WALK do not run. If there is smoke, CRAWL. If there is smoke in the stairwell DO NOT USE THAT EXIT. Proceed to an alternate exit.
3. CLOSE OPEN doors you find on the way out.
4. When you have reached the outside, if possible, **PROCEED TO THE MUSTER POINT AT THE NORTH WEST CORNER OF THE LOT**, otherwise **MOVE AWAY FROM THE BUILDING AT LEAST 150m (500 FT). DO NOT GO BACK IN THE BUILDING FOR ANY REASON UNTIL THE FIRE DEPARTMENT HAS GIVEN PERMISSION TO DO SO.**

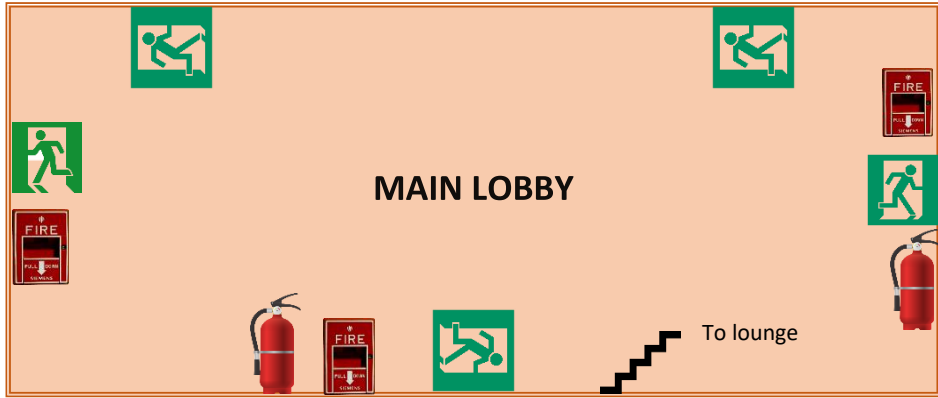
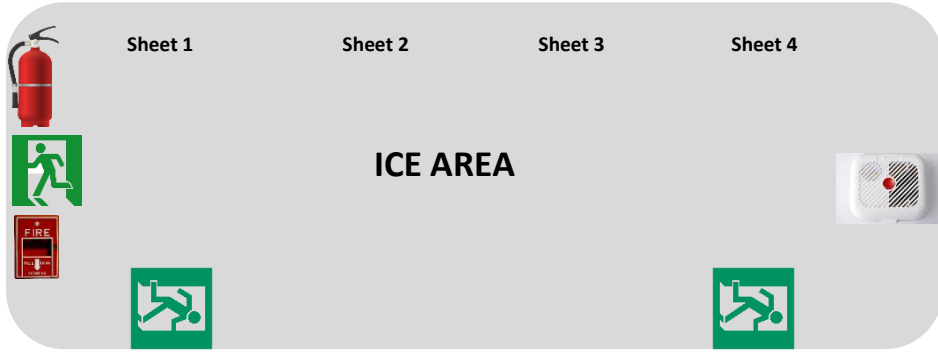
### IN THE EVENT OF AN AMMONIA ALARM

1. Alarm will sound and light will flash.
2. EXIT the building by the nearest SOUTH exit away from Sun Bowl Arena.
3. When you have reached the outside, if possible, **PROCEED WEST TO THE Muster Point AT THE NORTH WEST CORNER OF THE LOT.**


If this muster point is not possible, determine the direction of the wind by the windssock (move against the wind) so a muster station that is upwind can be identified.

Approved by Sr. Town Inspector March 24<sup>th</sup>, 2021

S  
U  
N  
B  
O  
W  
L  
A  
R  
E  
N  
A



Parking Lot



- YOU ARE HERE
- EXIT
- PULL STATION
- FIRE EXTINGUISHER
- AMMONIA ALARM
- STAIRS

